

1. **BIB Racks**
2. **BIB Pumps**
3. **Syrup Fittings**
4. **BIB Connectors**

Bag-in-Box Rack Upgrades

Hose Management

BIB racks now have oblong holes in front and rear rails to prevent kinking which restricts syrup flow and makes the BIB pumps work harder.

- Each oblong hole accommodates two 3/8" BIB tubes
- Number of holes have increased to 5 per shelf on 2-wide and 7 per shelf on 3-wide

Oval Holes in ALL Legs

In the past we used smaller 2" connectors and secured legs using zinc self tapping screws to prevent racks from separating in the field. However, the self tapping screws chipped paint off of the legs enabling rust after several months in service. Our commitment to continuous product improvements has resulted in some positive changes...

- New oval holes in all legs (racks, top shelves, headers and center pump mounts), for Christmas Tree clips, correspond to new holes in 4" shelf connectors
- Plastic Christmas Tree clips prevent paint chipping and rust, and speed up rack assembly
- 4" shelf connectors improve rack stability

Holes in ALL Pump Panels

Holes have been added to louvered pump mount panels for cable ties to prevent pumps from falling off brackets. Holes are centered over each of the louvers, top and bottom, in all pump mounting locations.

Shelf Wires for BIB Support

2-wide and 3-wide shelves now have 2 more wire box supports on each self, distributed evenly across the shelf, so that smaller boxes (3 gallon, 2.5 gallon and 1 gallon) don't slip through the wires. It also improves BIB alignment and appearance.

Top Pump Mount Headers

All 2-wide and 3-wide headers now have a welded round tube inside each header leg that extends 3" below the square leg. The extensions fit into the rack legs forming a secure connection and improved stability.



Hose management system



Old holes



New holes



Leg holes for Christmas Tree clips



Christmas Tree clip



Leg connector




End cap



Cable tie holes to prevent pumps from falling off brackets



Header leg with welded tube



Bag-in-Box Rack Upgrades

Rack Packaging

- Headers are assembled and placed in cartons
- Header cartons are marked with part numbers
- Bag connector components, line marker clamps and label kits are placed in bags and hung on shelves
- Racks are placed in corrugated top and bottom shells with bead board
- Racks are banded and shrink wrapped to protect and keep clean
- Rack box is marked with bar coded labels that list part number, description, order number, PO number and warehouse location information
- Racks are palletized 2 per skid with headers on custom sized pallet that allows for full truckload shipments



Bag connector components, line marker clamps and label kits are placed in bags and hung on shelves



Racks are placed in corrugated top and bottom shells with bead board



Racks are banded and shrink wrapped to protect and keep clean

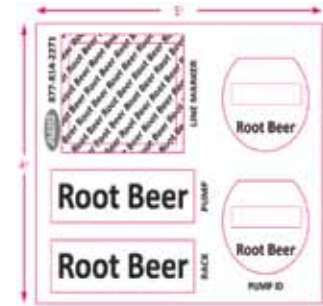


Rack box is bar coded and palletized 2 per skid on custom sized pallets for full truckloads

Line Labels and Clips

Line markers clamp onto tubing and identify each line, which helps prevent mistakes when connecting new pumps, tubing, and BIB boxes. Line marker decals have 5 decals per sheet and are printed on white stock with black ink. Each sheet has decals for line marker, pump, rack and two for Flojet end cap.

Labels for all major soft drink and beer brands, Air, CO₂ Gas, Nitrogen, Carb Water, Soda Water, Water, and blank (create your own label) are available.



| Part Number | Marker Clip Size | Tubing Size |
|-------------|------------------|---|
| SM-4103 | Small | 1/4" poly tubing / 1/4" braided hose |
| SM-8304 | Medium | 3/8" poly tubing |
| SM-8301 | Large | 3/8" BIB tubing / 3/8" braided hose |
| SM-2102 | Extra large | 1/2" braided hose |

A complete list of line labels can be found on page 21.

Assembled Rack Systems

Assembled rack systems are our specialty! Constructed with the highest quality materials, state-of-the-art technology, and customized to your specifications, you can choose from...

- Inclined or flat rack shelves
- Single, double or triple wide shelves
- Top, right or left side pump mounts
- Flojet or Shurflo BIB pumps
- Flojet or Shurflo transfer valves
- Lancer, Liqui-Box, Rapak and/or Scholle connectors
- Regulators/gas management systems
- With or without top shelf for additional storage

Simply add a CO₂ tank, tubing between the dispenser and rack, connect the bag-in-box (BIB) boxes to the assembled rack system and you're ready to serve!

Inclined or flat rack - what's the difference?

Inclined rack shelves are 12" high and designed for gravity feed BIB boxes. Due to the incline, boxes must be placed horizontally. The 2-wide shelf is 27" wide, and 3-wide is 39".

Some syrup bags have an internal tube to help empty the syrup, therefore the boxes can lay flat rather than inclined. Vertical flat shelves are easier to load and allow BIB boxes to be placed on their narrowest side which maximizes storage capacity while minimizing the storage footprint - a great way to save floor space! The 3-wide vertical shelf is only 28" wide, and 4-wide is 39" wide. Vertical BIB placement is possible only with vertical flat shelves because vertical shelves are 2" higher than inclined shelves.



| Bag-In-Box Size | Horizontal Capacity Per Inclined Rack Shelf | | | Vertical Capacity Per Flat Rack Shelf | |
|------------------|---|------------|------------|---------------------------------------|------------|
| | 15"W Shelf | 27"W Shelf | 39"W Shelf | 28"W Shelf | 39"W Shelf |
| 2.5 gallon boxes | 1 box | 2 boxes | 3 boxes | 6 boxes | 8 boxes |
| 3 gallon boxes | 1 box | 2 boxes | 3 boxes | 4 boxes | 6 boxes |
| 5 gallon boxes | 1 box | 2 boxes | 3 boxes | 3 boxes | 4 boxes |

Assembled Rack Decoder

To provide meaningful assembled rack part numbers Lancer has implemented a rack decoder that specifies all of the assembled rack variables. Using the chart below you can create part numbers for custom racks per your specifications, or decode existing rack part numbers. If you have questions or need assistance, please call customer service and they'll be glad to help.

The bag connector kit (K) contains the same number of Coke and Pepsi connectors as pumps, therefore a 10 pump rack will have 10 Coke and 10 Pepsi connectors. Other connectors will need to be ordered separately.

Superscript numbers in the table correspond to the footnotes listed below.



Lancer Assembled Rack Part Numbers – Example: 35VRS10KRTC

| 3 | 5 | V ¹ | R | S | 10 | – | – | K | R ² | T | C |
|--|--|---|---|--|------------------------------------|--|--|--|---|--|---|
| Shelf Box Capacity: 1=1-wide 2=2-wide 3=3-wide 4=4-wide | Total Number Shelves: 1 to 6 | Type of Shelf: I=Inclined V=Vertical (dimensions shown below) | Pump Mounting Location: R=Right side L=Left side B=Both sides C=Ctr top mt T=Top mt | Pump Type: F=Flojet S=Shurflo | Number of Pumps: 1 to 36 | Bag Selector/Transfer Valve F=Flojet S=Shurflo (skip this digit if none) | Number of Selectors/Transfer Valves: 1 to ? (skip this digit if none) | Bag Connector Kit: Includes Coke and Pepsi connectors (other types will need to be ordered separately) | Regulators: R=Std 1P mtd sec reg & HP in box S=sec only N=no regs F=Flavor Fusion | Top Shelf: (skip this digit if none) | Leg Bottom: (Plastic caps are standard) C=Casters L=Leg levelers (skip this digit if none) |

Superscript numbers in chart above:

1. Type of shelf:

I = Inclined louvered shelf – widths: 1-wide = 15", 2-wide = 27", 3-wide = 39"; height = 12", depth = 17.5"
 V = Vertical shelf – widths: 2-wide = 28", 3-wide = 39"; height = 14", depth = 19"

2. Regulators:

R = Standard 1 pressure 1 outlet secondary regulator mounted and plumbed on rack, with HP regulator in box strapped to a shelf for installation on site

S = Secondary LP regulator only

N = No regulators required

F = Flavor Fusion setup: 2 low pressure regulators (1 for standard syrups and 1 for flavor shot syrups), need to specify the number of pumps dedicated to flavor shots and location (default is top shelf for flavor shots)

If different regulator configurations are required it needs to be specified in detail and included on a Bill of Material

Standard Assembled Rack Systems

Louvered shelves, Flojet pumps, high and low pressure regulators, plus Coke and Pepsi BIB connectors for each pump are standard. Other BIB connectors are available and can be ordered separately.

Assembled rack systems are our specialty! If you would like a variation or custom rack assembly call customer service for assistance.



| Part Number | Description | Boxes | Pumps & Location | Connectors | Width" | Depth" | Height" |
|---------------------------------|--------------------|-------|------------------|------------|--------|--------|---------|
| Inclined Assembled Racks | | | | | | | |
| 23ITF6KR | 2-wide x 3 shelves | 6 | 6 top | 6 | 27 | 19 | 60 |
| 24IRF6KR | 2-wide x 4 shelves | 8 | 6 right | 8 | 30 | 19 | 48 |
| 24ITF8KR | 2-wide x 4 shelves | 8 | 8 top | 8 | 27 | 19 | 72 |
| 24IRF8KR | 2-wide x 4 shelves | 8 | 8 right | 8 | 30 | 19 | 48 |
| 25ITF5KR | 2-wide x 5 shelves | 10 | 5 top | 5 | 27 | 19 | 84 |
| 25ITF6KR | 2-wide x 5 shelves | 10 | 6 top | 6 | 27 | 19 | 84 |
| 25ITF10KR | 2-wide x 5 shelves | 10 | 10 top | 10 | 27 | 19 | 84 |
| 25IRF10KR | 2-wide x 5 shelves | 10 | 10 right | 10 | 30 | 19 | 60 |
| 26IRF12KR | 2-wide x 6 shelves | 12 | 12 right | 12 | 30 | 19 | 72 |
| 26IRF10KR | 2-wide x 6 shelves | 12 | 10 right | 10 | 30 | 19 | 72 |
| 26IRF12KR | 2-wide x 6 shelves | 12 | 12 right | 12 | 30 | 19 | 72 |
| 26IRF14KR | 2-wide x 6 shelves | 12 | 14 right | 14 | 30 | 19 | 72 |
| 34IBF12KR | 3-wide x 4 shelves | 12 | 12 both sides | 12 | 45 | 19 | 48 |
| 35ITF8KR | 3-wide x 5 shelves | 15 | 8 top | 8 | 39 | 19 | 84 |
| 35ITF12KR | 3-wide x 5 shelves | 15 | 12 top | 12 | 39 | 19 | 84 |
| 35IRF16KR | 3-wide x 5 shelves | 15 | 16 right | 16 | 42 | 19 | 60 |
| 35IRF18KR | 3-wide x 5 shelves | 15 | 18 right | 18 | 42 | 19 | 60 |
| 36IRF16KR | 3-wide x 6 shelves | 18 | 16 right | 16 | 42 | 19 | 72 |
| 36IRF21KR | 3-wide x 6 shelves | 18 | 21 right | 21 | 42 | 19 | 72 |
| Vertical Assembled Racks | | | | | | | |
| 32VRF6KR | 3-wide x 2 shelves | 6 | 6 right | 6 | 31 | 19 | 28 |
| 33VRF9KR | 3-wide x 3 shelves | 9 | 9 right | 9 | 31 | 19 | 42 |
| 33VTF9KR | 3-wide x 3 shelves | 9 | 9 top | 9 | 28 | 19 | 66 |
| 34VRF12KR | 3-wide x 4 shelves | 12 | 12 right | 12 | 31 | 19 | 56 |
| 34VTF12KR | 3-wide x 4 shelves | 12 | 12 top | 12 | 28 | 19 | 80 |
| 35VRF15KR | 3-wide x 5 shelves | 15 | 15 right | 15 | 31 | 19 | 70 |
| 43VTF12KR | 4-wide x 3 shelves | 12 | 12 top | 12 | 39 | 19 | 66 |
| 43VBF12KR | 4-wide x 3 shelves | 12 | 12 both sides | 12 | 45 | 19 | 42 |
| 44VBF16KR | 4-wide x 4 shelves | 16 | 16 both sides | 16 | 45 | 19 | 56 |
| 44VTF16KR | 4-wide x 4 shelves | 16 | 16 top | 16 | 39 | 19 | 80 |
| 45VBF20KR | 4-wide x 5 shelves | 20 | 20 both sides | 20 | 45 | 19 | 70 |

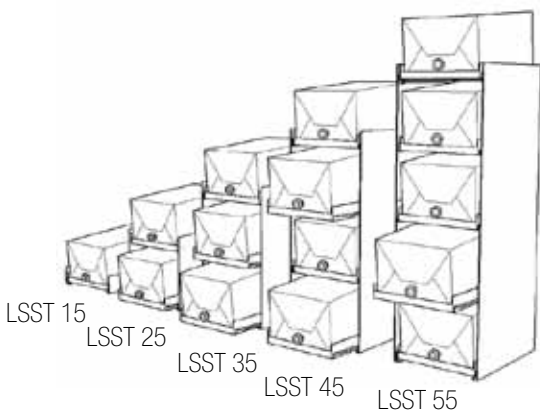
Bag-In-Box Drawer Towers

Standard Features

- Solid construction, corrosion resistant galvanized steel body and drawers with many mounting options
- Perfect for new installation or retro-fitting existing counter
- Easy installation, removable drawers for easy cleaning
- Accommodates all syrup box sizes up to 5-gallons
- Available in 1, 2, 3, 4 and 5 drawer models
- Powder coated heavy duty drawer slides
- Boxes can lay flat or be tilted 5°



Without BIB drawer tower



With BIB drawer tower

| Drawer Part # | BIB Capacity | Size H x W x D" | 5° Tilt | Clearance to Top of Box |
|---------------|--------------|-----------------------------|---------|-------------------------|
| LSST55T | Five 5-gal | 43-1/2" x 13-1/4" x 17-1/2" | Yes | 5° Tilt: 4' 1-3/8" |
| LSST45T* | Four 5-gal | 33-5/8" x 13-1/4" x 17-1/2" | Yes | 5° Tilt: 3' 3-1/2" |
| LSST35T | Three 5-gal | 23" x 13-1/4" x 17-1/2" | Yes | 5° Tilt: 2' 5-5/8" |
| LSST25T | Two 5-gal | 13-1/8" x 13-1/4" x 17-1/2" | Yes | 5° Tilt: 1' 7-3/4" |
| LSST15T* | One 5-gal | 3-1/4" x 13-1/4" x 17-1/2" | Yes | 5° Tilt: 9-7/8" |
| LSST55F | Five 5-gal | 39" x 13-1/4" x 17-1/2" | No | Flat: 3' 8-3/8" |
| LSST45F* | Four 5-gal | 30" x 13-1/4" x 17-1/2" | No | Flat: 2' 11-3/8" |
| LSST35F | Three 5-gal | 21" x 13-1/4" x 17-1/2" | No | Flat: 2' 2-3/8" |
| LSST25F | Two 5-gal | 12" x 13-1/4" x 17-1/2" | No | Flat: 1' 5-3/8" |

*These configurations are not standard and may require longer lead times. Custom configurations available. Call for details.



LSST55T



LSST35T



LSST55F




LSST35F



LSST25F

Modular BIB Rack Components



| | | ONE box wide | | TWO boxes wide | | THREE boxes wide | |
|------------------------|-------------------------------------|--------------|-----------------|----------------|-----------------|------------------|-----------------|
| Shelf style | | Part # | Size W x H x D" | Part # | Size W x H x D" | Part # | Size W x H x D" |
| Louvered Inclined | Louvered inclined shelf | 1BIFJG | 15 x 12 x 17 | 2BIFJG | 27 x 12 x 17 | 3BIFJG | 39 x 12 x 17 |
| | Louvered top shelf | 1BTSFJG | 15 x 12 x 17 | 2BTSFJG | 27 x 8.5 x 17 | 3BTSFJG | 39 x 8.5 x 17 |
| | Louvered top pump mt. double bar | N/A | 15 x 24 x 1 | 2BPM6FJG | 27 x 24 x 1 | 3BPM8FJG | 39 x 24 x 1 |
| Vertical Louvered Flat | Louvered center pump mount | N/A | N/A | 2CPMFJG | 27 x 15.5 x 17 | 3CPMFJG | 39 x 15.5 x 17 |
| | Vertical louvered racks | N/A | N/A | 2BVFFJG | 28 x 14 x 17 | 3BVFFJG | 39 x 14 x 17 |
| | Vertical louvered top shelf | N/A | N/A | C2BTSFJG | 28 x 8.5 x 17 | 3BTSFJG | 39 x 8.5 x 17 |
| | Vertical louvered top pump mount | N/A | N/A | C2BPM6FJG | 28 x 24 x 1 | 3BPM8FJG | 39 x 24 x 1 |
| | Vertical louvered center pump mount | N/A | N/A | N/A | N/A | 3CPMFJG | 39 x 17.5 x 17 |

Modular BIB Rack Accessories

| Part Number | Description |
|-------------|--------------------------------------|
| 50-1019-00 | Plastic end cap for shelves |
| 50-1020-00 | 4" plastic connector for BIB shelves |
| CN-4 | 4" rack connector for top pump mount |
| CO | Caster for BIB rack |
| CO-LOCK | Locking caster for BIB rack |
| BCASTER | Caster (swivel) |
| CB200 | Caster bumper |
| RL1 | Adjustable leveling leg |
| ISA-2FJ | Inclined shelf adapter, 2-wide |



McCann's BIB Flex-Racks

McCann's racks are made of sturdy cold-rolled steel with nickel chrome plating. Rack components are shipped knocked-down to save money and storage space, and require assembly.

Racks are 16" deep and 10.25" high, although 15-2965 is 14.25" high (4" taller) for vertical/side box placement enabling more BIB boxes per shelf.



15-3025
 15-3015
 15-3014

15-3013

15-3009

15-3008

15-3011-IP
 15-3010-IP

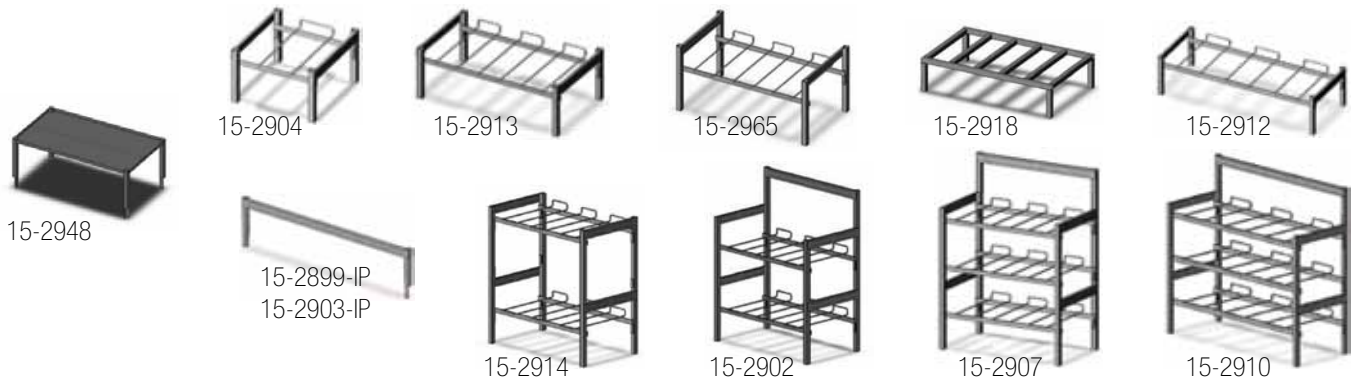
15-2991

15-2992

15-2994

15-2996

| Rack Height | ONE box wide, 15" | TWO boxes wide, 28" | THREE boxes wide, 41" |
|--------------------------------|-------------------|--|-----------------------|
| Inclined Flex-Racks | | | |
| One shelf high | 15-3013 | 15-3009 | 15-3008 |
| Two shelves high | | 15-2991 | 15-2992 |
| Three shelves high | | 15-2994 | 15-2996 |
| Top Shelves | 15-3025 | 15-3015 | 15-3014 |
| Riser/spacer, adds 8-1/2" | | 15-3011-IP | 15-3010-IP |
| Flat Flex-Racks | | | |
| One shelf high | 15-2904 | 15-2913 (10.25"H) 15-2965 (14.25"H) | 15-2912 |
| Two shelves high | | 15-2914 | |
| Two shelves high, with riser | | 15-2902 | |
| Three shelves high, with riser | | 15-2907 | 15-2910 |
| Platform rack | | 15-2918 | |
| Top Shelves | | 15-2948 | 15-3084 |
| Risers / Spacers | | 15-2899-IP | 15-2903-IP |



15-2948

15-2904

15-2913

15-2965

15-2918

15-2912

15-2899-IP
 15-2903-IP

15-2914

15-2902

15-2907

15-2910



Nexel Storage Systems

Nexel carts have a stainless steel top, two inside shelves, and come unassembled. Additional carts and complete pre-assembled systems are available. Please call for details.

| Cart Dimensions | Inside Shelves | Part Number |
|-----------------|----------------|--------------|
| 24" x 36" | 18" x 36" | Nexel Cart-1 |
| 24" x 36" | 14" x 36" | Nexel Cart-2 |
| 24" x 36" | 18" x 24" | Nexel Cart-3 |
| 24" x 48" | 18" x 36" | Nexel Cart-4 |
| 24" x 30" | 14" x 24" | Nexel Cart-5 |



Wire shelf



Stainless steel solid shelf



Cantilever shelf

| Shelf style | Dimensions | Part Number |
|-----------------------------|------------|-------------|
| Wire shelf | 14" x 24" | S1424Z |
| Wire shelf | 14" x 36" | S1436Z |
| Wire shelf | 18" x 24" | S1824Z |
| Wire shelf | 18" x 36" | S1836Z |
| Wire shelf | 18" x 48" | S1848S |
| Wire shelf | 21" x 36" | S2136Z |
| Wire shelf | 21" x 48" | S2148Z |
| Wire shelf | 21" x 60" | S2160Z |
| Wire shelf | 24" x 36" | S2436Z |
| Wire shelf | 24" x 48" | S2448Z |
| Stainless steel solid shelf | 24" x 36" | S2436SS |
| Stainless steel solid shelf | 24" x 48" | S2448SS |
| Cantilever shelf | 12" x 24" | CS1224C |
| Slanted shelf | 21" x 48" | SL2148C |



| | | | | | | | | |
|-------------|----------|--|----------|------------|--------------|-------------------------|---------------------|--------------------------|
| Part Number | MG072C | CA5SBR | AP | AF | AW2C | AG | APL | AM |
| Description | 72" post | Caster set, includes two locking casters | Post cap | Foot plate | Wall bracket | Non-marring floor glide | Locking post collar | Shelf clips, set of four |

Post-Mix Installation Kits

ABS-IK-6, 6 Valve Unit or 8 Button Bar Gun

| Mfr | Part# | Description | Qty |
|---------|------------|------------------------------------|-----|
| Flojet | N5000-830A | 3 BIB pump kit | 2 |
| Taprite | C77002 | CO2 management system | 1 |
| McCann | E400397 | Carbonator with vented check valve | 1 |
| Flojet | 01752302C | Water pressure regulator, 50 psi | 1 |
| Taprite | RC-1 | CO2 tank restraint | 1 |



ABS-IK-6

ABS-IK-8, 8 Valve Unit or 10 Button Bar Gun


| Mfr | Part# | Description | Qty |
|---------|------------|------------------------------------|-----|
| Flojet | N5000-830A | 3 BIB pump kit | 2 |
| Flojet | N5000-820A | 2 BIB pump kit | 1 |
| Taprite | C77002 | CO2 management system | 1 |
| McCann | E400397 | Carbonator with vented check valve | 1 |
| Flojet | 01752302C | Water pressure regulator, 50 psi | 1 |
| Taprite | RC-1 | CO2 tank restraint | 1 |



ABS-IK-8

ABS-IK-10, 10 Valve Unit or 12 Button Bar Gun

| Mfr | Part# | Description | Qty |
|---------|------------|------------------------------------|-----|
| Flojet | N5000-830A | 3 BIB pump kit | 2 |
| Flojet | N5000-820A | 2 BIB pump kit | 2 |
| Taprite | C77002 | CO2 management system | 1 |
| McCann | E400397 | Carbonator with vented check valve | 1 |
| Flojet | 01752302C | Water pressure regulator, 50 psi | 1 |
| Taprite | RC-1 | CO2 tank restraint | 1 |



ABS-IK-10

ABS-IK-12, 12 Valve Unit or 14 Button Bar Gun

| Mfr | Part# | Description | Qty |
|---------|------------|------------------------------------|-----|
| Flojet | N5000-830A | 3 BIB pump kit | 4 |
| Taprite | C77002 | CO2 management system | 1 |
| McCann | E400397 | Carbonator with vented check valve | 1 |
| Flojet | 01752302C | Water pressure regulator, 50 psi | 1 |
| Taprite | RC-1 | CO2 tank restraint | 1 |



ABS-IK-12



N5000-830A

N5000-820A



C77002

BIB connectors



E400397




RC-1

01752302C

Flojet BIB Pumps

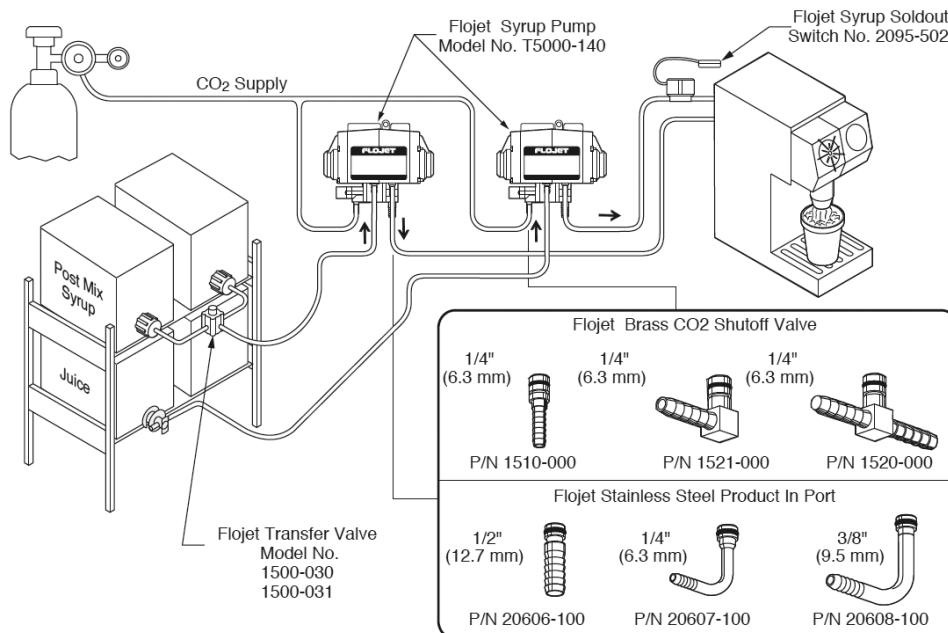
Flojet's rigorously tested, customer-inspired design features have extended the pump's service life to 50,000 gallons, up 25% over its predecessor, the N5000 Series. New air inlet quick disconnect ports for easy CO₂ installation and servicing. New glass filled polypropylene body material for improved resistance to harsh syrups. Snap-on bracket allows for easier maintenance and servicing as well as simple slide mounting to BIB racks.

Pumps deliver up to 4.0 oz/sec. Self priming up to 10 ft. Operating temperature: 34°-120° F. Operating pressure: 20-80 psi. Five year warranty.

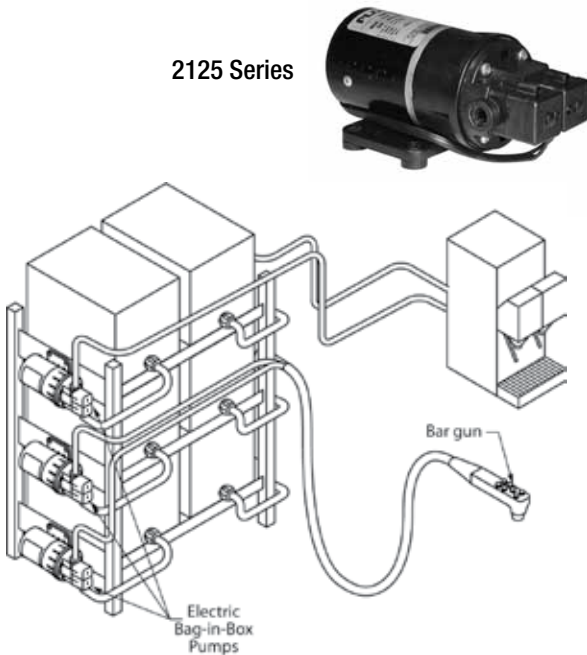


| Part Number | Product Inlet | Product Outlet | CO ₂ Inlet |
|-------------|------------------------------|--------------------------------------|-----------------------|
| T5000-130 | 3/8" barbed straight plastic | 3/8" barbed straight plastic | 1/4" plastic (Celcon) |
| T5000-515 | 3/8" barbed straight plastic | 3/8" barbed straight stainless steel | 1/4" brass shut-off |
| T5000-140 | 3/8" barbed straight plastic | 1/4" barbed straight stainless steel | 1/4" brass shut-off |
| T5000-153* | 3/8" barbed straight plastic | 1/4" barbed straight stainless steel | 1/4" brass shut-off |
| T5000-135 | Service pump (none) | Service pump (none) | Service pump (none) |

* High altitude pump for installations over 3000 ft.



Flojet BIB Pumps



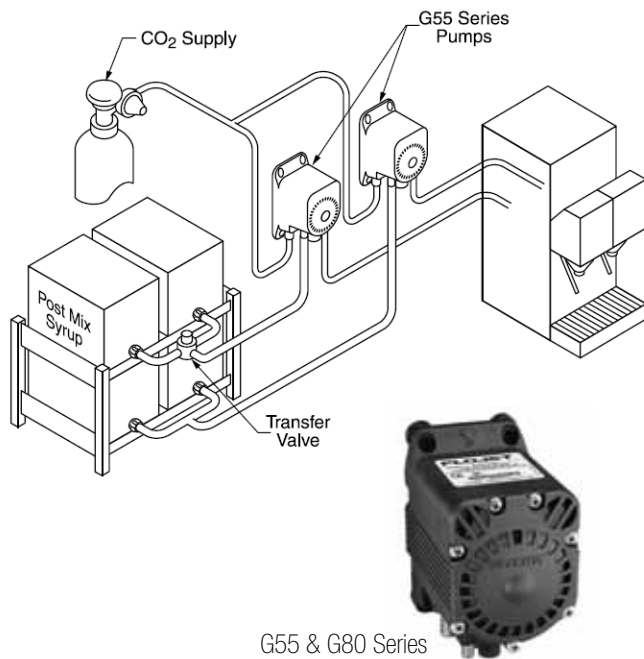
2125 Series 115V electric pump for Bag-in-Box syrups, juice concentrate (without pulp or particulate), teas, wines and liquor is ideal for use in mobile carts and vending applications where CO₂ is not available.

Built-in vacuum switch shuts off pump when bag is empty. When full bag is connected, pump will restart automatically. Pressure switch allows pump to turn on and off automatically when dispensing valve is opened or closed. Pumps are self-priming up to 6 ft. and can run dry without damage. Ports are 1/4" FPT. One year warranty.

Note: If inlet exceeds 30 psi, pump requires 30 psi water pressure regulator.

| Part Number | Pressure | Volts | Flow rate |
|-------------|-------------|-------|--------------------|
| 2125-030A | 50 psi max. | 115 | 1 oz. per second |
| 2125-507A | 90 psi max. | 115 | 1/2 oz. per second |
| 2125-230A | 50 psi max. | 230 | 1 oz. per second |

Flojet BIB, Juice, Smoothie and Condiment Pumps



G55 Series high performance, high flow rate, quiet CO₂ pump is designed for dispensing Bag-In-Box syrups, juice concentrate (without pulp or particulate), teas, wines, draft beer and liquor. Quick disconnect ports make installation easy. Pumps maintain constant pressure at the dispensing valve, operate only when beverage is being dispensed, auto shutoff when the BIB bag is empty and restarts with a full bag. Pumps delivers (4) 3.0 oz/sec or (2) 4.5 oz/sec valves. Flow rate: 7 oz/sec. Service life up to 100,000 gallons. High CO₂ inlet pressure capability for long runs. Operating pressure: 20-90 psi. Operating temperature: 34°-120° F. Five year warranty.

G80 Pulpjet pumps are designed to dispense smoothies, BIB syrups, juice concentrates and condiments which have pulp or particles up to 1/8". High flow rate, ultimate performance and reliability. Built-in auto shutoff automatically shuts off pump when bag is empty and restarts when a full bag is connected. Quiet operation with exhaust muffler. All quick disconnect ports. Operating pressure: 20-80 psi. Operating temperature: 34°-120° F. Three year warranty.

| Part Number | Product Inlet | Product Outlet | CO ₂ Inlet |
|-------------|--------------------------------------|--------------------------------------|-----------------------|
| G55-1032A | 3/8" barbed straight stainless steel | 1/2" barbed straight stainless steel | 1/4" brass shut-off |
| G55-1022A | 3/8" barbed straight stainless steel | 3/8" barbed straight stainless steel | 1/4" brass shut-off |
| G55-1012A | 3/8" barbed straight stainless steel | 1/4" barbed straight stainless steel | 1/4" brass shut-off |
| G80-1022 | 3/8" barbed straight stainless steel | 3/8" barbed straight stainless steel | 1/4" brass shut-off |

Flojet Accessories



01500030A/
0150031A



01500130A
01500131A



21000255



20308130
20308131



20982-100A



20272002



21000563



21000-325A



11028508



Strainers



2095-502
2095-540

| Part Number | Description |
|-------------|---|
| 01500030A | Transfer valve |
| 01500031A | Transfer valve, high altitude |
| 01500130A | Transfer valve, swivel elbow |
| 01500131A | Transfer valve, high altitude, swivel elbow |
| 21000255 | Transfer valve mounting bracket |
| 20308130 | Auto shut-off |
| 20308131 | Auto shut-off, high altitude |
| 2095-502 | Syrup sold out switch for 1/4" ID tube |
| 2095-540 | Syrup sold out switch for 3/8" ID tube |
| 20982-100A | Universal mounting bracket |
| 20272002 | 5000 Series slide track mtg bracket |
| 21000563 | 90° slide track bracket |
| 20272003 | G55 series slide rail bracket |
| 21000-325A | Mounting bracket, 8 pump, T/N5000 |
| 11028508 | 5000 Series 3 pump metal bracket |
| 2-PB | 2 pump mounting board Flojet/Shurflo |
| 3-PB | 3 pump mounting board Flojet/Shurflo |
| 01720002S | Strainer, SS 20 mesh, 1/2" barb |
| 01740002S | Strainer, SS 40 mesh, 1/2" barb |
| 01740003S | Strainer, SS 40 mesh, 3/8" barb |
| 20320-000 | Muffler, N5000 |

Transfer Valves

Vacuum operated, valves automatically change from empty to full bag without interrupting flow. Label indicates which BIB is "online." Transfer valves operate multiple banks of BIB horizontally, can be mounted in any position, and can be manually operated. 3/8" hose barbs.

Automatic Shut-Offs

Shuts off N5000 or T5000 pump automatically when BIB is empty. Comes with 1/4" straight plastic CO₂ shut-off valve.

Syrup Sold-Out Switches

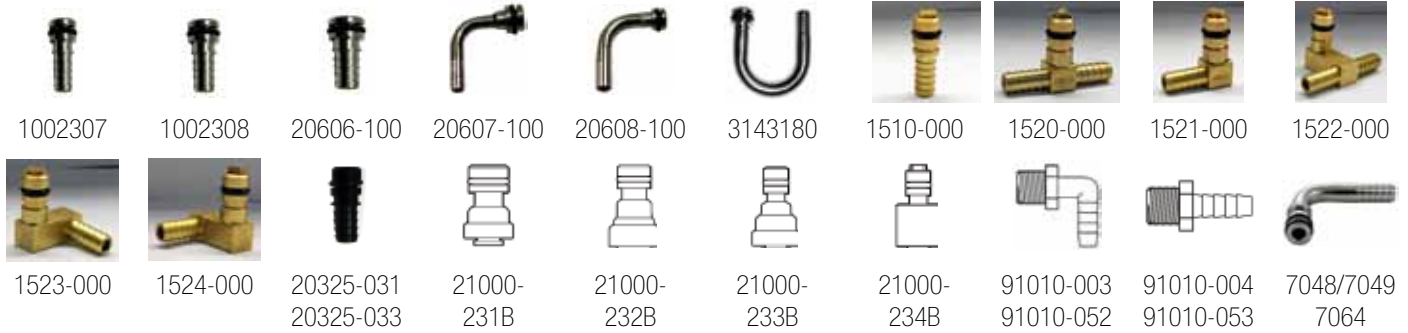
Illuminates "sold out" light to indicate empty BIB and temporarily disables dispensing valve. Open at 20 psi, closed at 13 psi. 24V AC power.

Strainers

Keep debris and particles from entering your Flojet pump and other equipment. Low profile design saves space, and threaded bowl makes cleaning quick and easy.

SS = stainless steel
 Poly = polypropylene

Flojet BIB Fittings



| Part Number | Application | Pump Series | Size" | Shape | Material | Additional Info |
|-------------|-----------------|-----------------|-----------|--------------------------|-----------------|-------------------------|
| 1002307 | Syrup | T5000 & G55 | 1/4 | Straight hose barb | Stainless steel | |
| 1002308 | Syrup | T5000 & G55 | 3/8 | Straight hose barb | Stainless steel | |
| 20606-100 | Syrup | T5000 & G55 | 1/2 | Straight hose barb | Stainless steel | |
| 20607-100 | Syrup | T5000 & G55 | 1/4 | Elbow hose barb | Stainless steel | |
| 20608-100 | Syrup | T5000 & G55 | 3/8 | Elbow hose barb | Stainless steel | |
| 7049 | Syrup | T5000 & G55 | 1/4 | Elbow hose barb | Stainless steel | Double O-rings |
| 7048 | Syrup | T5000 & G55 | 3/8 | Elbow hose barb | Stainless steel | Double O-rings |
| 3143180 | Syrup | T5000 & G55 | 3/8 | U-bend hose barb | Stainless steel | |
| 20325-031 | Syrup | T5000,G55, G80 | 3/8 | Straight hose barb | Plastic/Celcon | |
| 21000-231B | Syrup | T5000,G55, G80 | 1/4 OD | Straight | Plastic | John Guest |
| 21000-232B | Syrup | T5000,G55, G80 | 3/8 OD | Straight | Plastic | John Guest |
| 91010-003 | Syrup | 2125 | 1/4 x 3/8 | Elbow, MPT x barb | Plastic | |
| 91010-052 | Syrup | 2125 | 1/4 x 1/4 | Elbow, MPT x barb | Plastic | |
| 91010-004 | Syrup | 2125 | 1/4 x 3/8 | Straight, MPT x barb | Plastic | |
| 91010-053 | Syrup | 2125 | 1/4 x 1/4 | Straight, MPT x barb | Plastic | |
| 1510-000 | CO ₂ | T5000, G55, G80 | 1/4 | Straight hose barb | Brass | With check valve |
| 1520-000 | CO ₂ | T5000, G55, G80 | 1/4 | Tee hose barb | Brass | With check valve |
| 1521-000 | CO ₂ | T5000, G55, G80 | 1/4 | Elbow hose barb | Brass | With check valve |
| 1522-000 | CO ₂ | T5000, G55, G80 | 1/4 | Offset tee hose barb | Brass | With check valve |
| 1523-000 | CO ₂ | T5000, G55, G80 | 1/4 | Offset elbow, left-hand | Brass | With check valve |
| 1524-000 | CO ₂ | T5000, G55, G80 | 1/4 | Offset elbow, right-hand | Brass | With check valve |
| 20325-033 | CO ₂ | T5000, G55, G80 | 1/4 | Straight hose barb | Plastic/Celcon | |
| 21000-233B | CO ₂ | T5000, G55, G80 | 1/4 OD | Straight | Plastic | John Guest |
| 21000-234B | CO ₂ | T5000, G55, G80 | 1/4 OD | Straight | Brass | John Guest, has shutoff |

SHURflo Pumps For Syrups, Juice and Condiments



Heavy duty syrup pumps have straight through flow path for maximum efficiency, built-in automatic demand and sold-out switch, and quick disconnects for easy installation. Syrup pumps can also be used for juice concentrates without pulp or particulates. 3.4 oz/cycle. Maximum 85 psi. Minimum 20 psi. Product inlets are 3/8" plastic barbed elbow. Five year warranty.

Heavy duty juice and condiment pumps are designed for soft solids, beverages with pulp, particulates or viscous concentrates. 2.5 oz/cycle. Maximum 70 psi. Minimum 20 psi. Product inlets are plastic barbed elbow; juice 3/8" and condiment 1/2". Three year warranty.



Syrup valve



Juice valve



Juice with particulates /
 Condiment valve

Single CO₂ Pumps

| Part Number | Application | Product Outlet | CO ₂ Inlet | Additional Info |
|-------------|-------------|-------------------------------|--------------------------------------|---------------------------------------|
| 94-384-31 | Syrup | 3/8" SS barb elbow | 1/4" plastic barb elbow, check valve | P-bracket |
| 94-384-32 | Syrup | 3/8" SS barb elbow | 1/4" plastic barb "T," check valve | P-bracket |
| 94-360-00 | Syrup | 1/4" SS barb elbow | 1/4" plastic barb elbow, check valve | Standard bracket |
| 94-360-38 | Syrup | 3/8" SS barb elbow | 1/4" plastic barb elbow, check valve | Standard bracket |
| 94-360-40 | Syrup | 1/4" SS barb elbow | 1/4" plastic barb "T," check valve | Standard bracket |
| 94-360-41 | Syrup | 3/8" SS barb elbow | 1/4" plastic barb "T," check valve | Standard bracket, Pepsi literature |
| 94-441-48 | Syrup | N/A | N/A | Service pump, no fittings |
| 94-366-50 | Syrup | 1/4" SS barb elbow | 1/4" plastic barb elbow, check valve | Standard bracket, high altitude |
| 94-366-49 | Syrup | 1/4" SS barb elbow | 1/4" plastic barb "T," check valve | Standard bracket, high altitude |
| 94-366-48 | Syrup | 3/8" SS barb elbow | 1/4" plastic barb "T," check valve | Standard bracket, high altitude |
| 94-444-01 | Syrup | N/A | N/A | No bracket or fittings, high altitude |
| 94-444-03 | Syrup | N/A | N/A | Core pump, standard bracket |
| 94-360-06 | Syrup | 3/8" SS barb elbow | 1/4" plastic barb elbow, check valve | Standard bracket, CC label |
| 94-440-38 | Syrup | 1/4" SS barb elbow | 1/4" plastic barb elbow, check valve | Standard bracket, CC label |
| 94-360-19 | Syrup | 3/8" SS barb elbow | 1/4" brass barb elbow, check valve | Standard bracket, CC label |
| 94-360-02 | Syrup | 1/4" SS barb elbow | 1/4" brass barb "T," check valve | Standard bracket, CC label |
| 94-441-17 | Syrup | N/A | N/A | Service pump, no fittings, CC label |
| 94-440-39 | Syrup | 1/4" SS barb elbow | 1/4" plastic barb elbow, check valve | Std. bracket, high altitude, CC label |
| 94-360-05 | Juice/Syrup | 3/8" black plastic barb elbow | 1/4" plastic barb elbow, check valve | Standard bracket |
| 94-360-65 | Juice | 1/2" SS barb elbow | 1/4" plastic barb elbow, check valve | Standard bracket |
| 94-360-12 | Condiments | 3/8" black plastic barb elbow | 1/4" plastic barb "T," check valve | Standard bracket |
| 94-360-15 | Condiments | 3/8" black plastic barb elbow | 1/4" plastic barb elbow, check valve | Standard bracket |
| 94-360-62 | Condiments | 3/8" straight JG adapter | 1/4" plastic barb elbow, check valve | Standard bracket, muffler |

Single Electric Pumps



| Part # | Application | Barb | PSI | Flow Rate | Additional Information |
|-----------|-------------|------|-----|-----------|-------------------------------|
| 94-437-00 | Syrup | 3/8" | 60 | 0.95 GPM | 115-24V, transformer included |
| 94-437-01 | Syrup | 3/8" | 60 | 1.25 GPM | 115-24V, transformer included |

SHURflo Brix Pumps



The brix pump precisely proportions two non-carbonated liquids in an exact ratio, independent of flow rate and pressure, which eliminates the need for ongoing brix adjustments at the dispensing valve. The source pressure of one of the proportioned liquids eliminates the need for CO₂ or electric power.

All brix pumps have a metal mounting bracket, 3-way sanitizing valve, and vacuum shut-off valve (sold out feature) which keeps the system primed when water or syrup flow stops. Choose from white or black pumps. Maximum 50 psi. Three year warranty.

| Black Pump | White Pump | Ratio |
|------------|------------|------------------------------|
| 94-263-01 | 94-260-01 | 3:1 |
| 94-263-03 | 94-260-03 | 4:1 |
| 94-263-05 | 94-260-05 | 5:1 |
| 94-263-06 | | 5.3:1 (6:1 APR for FCB) |
| 94-263-07 | 94-260-07 | 7.7:1 |
| 94-263-17 | | 4.2:1 (no sold out/shut-off) |
| | 94-260-12 | 9:1 |

Brix Pump Kits

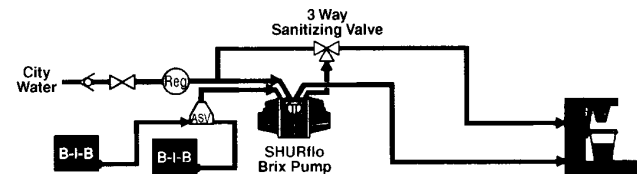
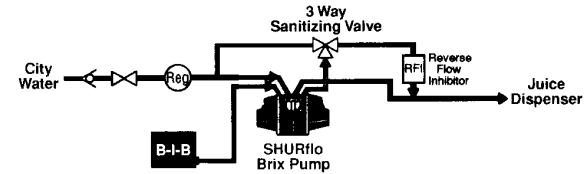
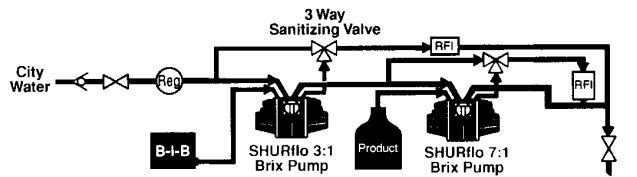
| Part Number | Description |
|-------------|--|
| 94-402-02 | Valve kit, Brix II |
| 94-433-00 | Brix pump rebuild/conversion kit 6:1 ratio |
| 94-433-01 | Brix pump rebuild/conversion kit 5:1 ratio |

Brix Pump Fill Systems

| Part Number | Description |
|-------------|-----------------------|
| WPS-1 | Single product system |
| WPS-2 | Double product system |
| WPS-3 | Triple product system |

Brix Manifolds

| Part Number | Description |
|-------------|----------------|
| PMSA311 | Single product |
| PMSA312 | Double product |
| PMSA313 | Triple product |



WPS-2, 2 product brix pump fill system

SHURflo Accessories



| Part Number | Description |
|-------------|--|
| 94-359-50 | 100 liquid black 3/8" & 50 gas red 1/4" quick disconnect clips for CC pumps |
| 94-359-10 | 100 liquid black 3/8" & 50 gas yellow 1/4" quick disconnect clips for GB pumps |
| 94-350-08 | Bag selector valve, gas pump, 3/8" barb |
| 94-350-03 | Bag selector valve, gas pump, 3/8" barb elbow |
| 165-110 | Bag selector valve, electric pump, 3/8" barb |
| 94-054-00 | Inline vacuum regulator with fittings |
| 94-056-00 | Sanitizing valve, 3-way, 3/8" barb elbow fittings |
| 84-010-00 | Reverse flow inhibitor with fittings |
| 94-068-01 | Sold-out switch kit, 8-30 psi, 1/4" SS "T" barb, 115V, LED light |
| 94-068-20 | Sold-out switch kit, 8-30 psi, 3/8" SS "T" barb, 115V, LED light |
| 94-068-33 | Mini sold-out switch kit, 25-60 psi, 1/4" SS barb, 115V |
| 94-068-31 | Mini soldout switch kit, 15-20 psi, 1/4" SS barb, 115V, LED |
| SVA00R1 | Air vent with standard slide track bracket, no fittings |
| SVA00R3 | Air vent with standard slide track bracket, 3/8" SS elbow fittings |
| 94-753-00 | SHURflo P-mounting base plate bracket |
| 94-467-00 | Standard slide track/rack base plate |
| 22-243-01 | 3 pump track for standard base plate 16.5" long |
| 22-243-03 | Pump track for standard base plate 18.5" long |
| 22-243-04 | 4 pump slide track for standard base plate 24" long |
| 22-243-05 | 5 pump slide track for standard base plate 30.5" long |
| 22-243-06 | 6 pump slide track for standard base plate 36.5" long |
| 94-468-00 | SHURflo tubing clip kit |

SHURflo Fittings



| | | | | | | | | | | |
|---------|-----------|-----------|-----------|-----------|-----------|------------|-----------|-----------|-----------|-----------|
| 1002306 | 94-178-01 | 94-178-51 | 94-178-19 | 94-178-03 | 94-178-24 | 94-178-406 | 94-178-16 | 94-178-17 | 94-178-22 | 94-178-23 |
| 1002309 | 94-178-20 | | 94-178-27 | 94-178-25 | | 94-178-416 | | | | |

| Part Number | Application | Barb Size | Shape | Material | Additional Info |
|-------------|-----------------|----------------|----------|-----------------|--|
| 1002306 | Syrup | 1/4" | Elbow | Stainless steel | Liquid in |
| 94-178-01 | Syrup | 3/8" | Elbow | Plastic | Liquid in |
| 94-178-51 | Syrup | 1/2" | Elbow | Stainless steel | Liquid in |
| 94-178-19 | Syrup | 3/8" | Straight | Stainless steel | Liquid in |
| 94-178-27 | Syrup | 1/2" | Straight | Stainless steel | Liquid in |
| 1002309 | Syrup | 3/8" | Elbow | Stainless steel | Liquid out |
| 94-178-03 | Syrup | 3/8" | Straight | Plastic | Liquid out |
| 94-178-24 | Syrup | 3/8" (no barb) | Straight | Plastic | Liquid out, John Guest |
| 94-178-20 | Syrup (Brix) | 1/2" | Elbow | Plastic | Liquid out (brix) |
| 94-178-25 | Syrup (Brix) | 1/2" | Straight | Plastic | Liquid out (brix) |
| 94-178-26 | Syrup (Juice) | 3/8" | Elbow | Polypropylene | Liquid out (juice) |
| 94-178-406 | CO ₂ | 3/8" | Straight | Stainless steel | Gas outlet to air inlet coupling, short (6) |
| 94-178-416 | CO ₂ | 3/8" | Straight | Stainless steel | Gas outlet to air inlet coupling, 3.38" long (6) |
| 94-178-16 | CO ₂ | 1/4" | Elbow | Yellow plastic | Check valve |
| 94-178-17 | CO ₂ | 1/4" | Tee | Yellow plastic | Check valve |
| 94-178-22 | CO ₂ | 1/4" | Elbow | Brass | Check valve |
| 94-178-23 | CO ₂ | 1/4" | Tee | Brass | Check valve |
| 94-178-02 | CO ₂ | 1/4" | Elbow | Plastic | No check valve |
| 94-178-05 | CO ₂ | 1/4" | Straight | Plastic | No check valve |
| 94-057-00 | CO ₂ | N/A | Straight | Plastic | Muffler kit, silencer for exhaust port |
| 94-057-01 | CO ₂ | N/A | Straight | Plastic | Muffler kit, long silencer for exhaust |

Flojet and SHURflo Pump Systems

BIB pump systems make installation a breeze! Each pump system has more than one pump (2 to 6) mounted on a metal mounting board, quick change pump mounting brackets, air manifold, tubing and connectors.

Additional configurations are available upon request (minimum quantities required) in a variety of fittings, inlet BIB tubing, air manifolds and BIB connectors. Please call Lancer's customer service for details.



| Part Number | # Pumps | Pump Mfr. | Connectors | Product Outlet | CO ₂ Inlet | Additional Info |
|-------------|---------|-----------|------------|-----------------------|---------------------------------------|-------------------------|
| T5000-502 | 1 | Flojet | Coke | 1/4" SS barb straight | 1/4" brass barb straight, check valve | Slide Track bracket |
| T5000-502Q | 1 | Flojet | QCD | 1/4" SS barb straight | 1/4" brass barb straight, check valve | Slide Track bracket |
| 94-440-41C | 1 | Shurflo | Coke | 1/4" SS barb elbow | 1/4" plastic barb elbow, check valve | Slide Track bracket |
| 94-440-41Q | 1 | Shurflo | QCD | 1/4" SS barb elbow | 1/4" plastic barb elbow, check valve | Slide Track bracket |
| T5000-501 | 1 | Flojet | Coke | 3/8" SS barb straight | 1/4" brass barb straight, check valve | Slide Track bracket |
| T5000-501Q | 1 | Flojet | QCD | 3/8" SS barb straight | 1/4" brass barb straight, check valve | Slide Track bracket |
| 94-440-61C | 1 | Shurflo | Coke | 3/8" SS barb elbow | 1/4" plastic barb elbow, check valve | Slide Track bracket |
| 94-440-61Q | 1 | Shurflo | QCD | 3/8" SS barb elbow | 1/4" plastic barb elbow, check valve | Slide Track bracket |
| T5000-517 | 2 | Flojet | Coke | 1/4" SS barb straight | 1/4" brass barb elbow, check valve | Universal modular board |
| T5000-617 | 2 | Flojet | QCD | 1/4" SS barb straight | 1/4" brass barb elbow, check valve | Universal modular board |
| 94-376-42C | 2 | Shurflo | Coke | 1/4" SS barb elbow | 1/4" brass barb elbow, check valve | Universal modular board |
| 94-376-42Q | 2 | Shurflo | QCD | 1/4" SS barb elbow | 1/4" brass barb elbow, check valve | Universal modular board |
| T5000-820A | 2 | Flojet | Coke | 3/8" SS barb straight | 1/4" brass barb elbow, check valve | Universal modular board |
| T5000-920A | 2 | Flojet | QCD | 3/8" SS barb straight | 1/4" brass barb elbow, check valve | Universal modular board |
| 94-376-62C | 2 | Shurflo | Coke | 3/8" SS barb elbow | 1/4" brass barb elbow, check valve | Universal modular board |
| 94-376-62Q | 2 | Shurflo | QCD | 3/8" SS barb elbow | 1/4" brass barb elbow, check valve | Universal modular board |
| T5000-830A | 3 | Flojet | Coke | 3/8" SS barb straight | 1/4" brass barb elbow, check valve | Universal modular board |
| T5000-930A | 3 | Flojet | QCD | 3/8" SS barb straight | 1/4" brass barb elbow, check valve | Universal modular board |
| 94-378-62C | 3 | Shurflo | Coke | 3/8" SS barb elbow | 1/4" brass barb elbow, check valve | Universal modular board |
| 94-378-62Q | 3 | Shurflo | QCD | 3/8" SS barb elbow | 1/4" brass barb elbow, check valve | Universal modular board |
| T5000-840A | 4 | Flojet | Coke | 3/8" SS barb straight | 1/4" brass barb elbow, check valve | Universal modular board |
| T5000-940A | 4 | Flojet | QCD | 3/8" SS barb straight | 1/4" brass barb elbow, check valve | Universal modular board |

Flojet and SHURflo Pump Systems

Pre-plumbed boards simplify post-mix system installation, saving time and money. Assembled pump boards are available in any combination of pumps and fittings to suit your needs.

Pump boards can be ordered in 6, 8, and 10 pump configurations with any SHURflo or Flojet pump model, and any style of bag connector or regulator. When ordering, please specify portrait or landscape configuration.

Different pump, fitting, bag connector and bracket configurations are available upon request. Please call Lancer customer service for details.



| Part Number | # Pumps | Pump Mfr. | Connectors | Regulators | Additional Info |
|-------------|---------|-----------|------------|----------------------|---------------------------|
| PB6F6CR | 6 | Flojet | Coke | Taprite High and Low | Powder Coat Metal Bracket |
| PB6F6QR | 6 | Flojet | QCD | Taprite High and Low | Powder Coat Metal Bracket |
| PB6S6CR | 6 | Shurflo | Coke | Taprite High and Low | Powder Coat Metal Bracket |
| PB6S6QR | 6 | Shurflo | QCD | Taprite High and Low | Powder Coat Metal Bracket |
| PB8F8CR | 8 | Flojet | Coke | Taprite High and Low | Powder Coat Metal Bracket |
| PB8F8QR | 8 | Flojet | QCD | Taprite High and Low | Powder Coat Metal Bracket |
| PB8S8CR | 8 | Shurflo | Coke | Taprite High and Low | Powder Coat Metal Bracket |
| PB8S8QR | 8 | Shurflo | QCD | Taprite High and Low | Powder Coat Metal Bracket |
| PB10F10CR | 10 | Flojet | Coke | Taprite High and Low | Powder Coat Metal Bracket |
| PB10F10QR | 10 | Flojet | QCD | Taprite High and Low | Powder Coat Metal Bracket |
| PB10S10CR | 10 | Shurflo | Coke | Taprite High and Low | Powder Coat Metal Bracket |
| PB10S10QR | 10 | Shurflo | QCD | Taprite High and Low | Powder Coat Metal Bracket |

Brix Tools

| Part Number | Application | Description |
|-------------|-------------|---|
| 2701 | Pepsi | Pepsi carbonation tester, complete assembly* |
| 54-0007 | Lancer | Lancer carbonation tester, complete assembly* |
| RHB-32 | All | Refractometer, 0-32% sugar/brix |
| 1031 | Flomatic | Hex wrench/brix adjustment |
| 22-0018 | Lancer | Screwdriver, long |
| 22-0086 | Lancer | Nozzle wrench, LEV 3.0 |
| 52-1950 | Lancer | Extractor tool assembly |
| BB330020 | N/A | 1" dial thermometer |
| BB330021 | N/A | Digital thermometer |
| BB330025 | N/A | Yellow digital waterproof thermometer |
| BB330027 | N/A | Blue digital waterproof thermometer |

Carbonation tester parts can be found in Water Systems, Section E, with carbonator parts and accessories.




Brix Tools

Having the proper ratio of syrup and carbonated water makes a big difference in the flavor of soft drinks. Over time dispensing valves can get out of adjustment. Measuring the brix is an important step in the process of ensuring the right amount of sweetness in soft drinks to keep customers coming back for more.

The quality assurance kit can be modified to your specifications. Multiples of any component can be added for an additional charge.

| Part Number | Application | Description |
|-------------|--------------|--|
| 16-1054 | General Bev. | Quality assurance kit |
| 05-0090 | General Bev. | Brix cup, universal, graduated marks |
| 05-0085 | Lancer | Brix cup, 4.4:1 |
| 05-0086 | Lancer | Brix cup, 5.2:1 |
| 05-0088 | Lancer | Brix cup, 5.4:1 |
| 99-9424 | Coca-Cola | Brix cup, 4.75:1 and 5.25:1 |
| 99-9439 | Coca-Cola | HY brix cup, 5.00:1 |
| 99-9440 | Pepsi-Cola | HY 5 chamber, Pepsi |
| 99-5509 | General Bev. | Brix cup, 5:1 only |
| 99-9012 | General Bev. | Brix cup, 5:1 and 5.5:1, 8 oz. |
| 99-9430 | General Bev. | Brix cup, 4.4:1 and 5.4:1 |
| 99-9475 | General Bev. | Brix cup, 4.75:1 and 5.5:1, 8 oz. |
| 05-1436 | General Bev. | Brix cup, 4.75:1 and 5.25:1 |
| 1092 | Flomatic | Brix cup, universal ratio |
| 82-3964 | Lancer | Syrup separator, MVU valve |
| 54-0031 | Lancer | Syrup separator, yellow, 2 prong for LEV 3.0 |
| 54-0201 | Lancer | Syrup separator, black, 3 prong for LEV 4.5 |
| 82-3457 | Lancer | Syrup separator, Lancer FS |
| 05-2919 | Lancer | Syrup separator, Lancer Unicorn |
| PH10-83 | Wunder-Bar | Syrup separator, all Wunder-Bar valves |
| 1090-00 | Flomatic | Syrup separator, Flomatic syrup valves |
| 1091 | Flomatic | Syrup separator, Flomatic juice valves |
| 1089-00 | Flomatic | Syrup separator, Flomatic "S" bypass tube |
| 1089-02 | Flomatic | Syrup separator, Flomatic "S" tube seal |
| 10-0099 | General Bev. | Syrup separator |
| 119174 | Schroeder | Syrup separator, Schroeder |
| 1002037 | Cornelius | Separator, syrup, brix, nozzle, FF |
| 1010859 | Cornelius | Syrup separator, Cornelius "S" bypass |
| 313501050 | Cornelius | Syrup separator, Cornelius bargun |
| 629096865 | Cornelius | Syrup separator, IMI Flavor Fusion |
| 1042144 | Cornelius | Syrup separator, Grappa, Flavor Fusion |
| 05-0378 | Dole | Syrup separator, Dole FF |
| 10-1062 | Dole | Syrup separator, Dole FF |



See Installation Products, Section F, for beverage line cleaners and equipment.

Line Labels and Clips

Line markers clamp onto tubing and identify each line, which helps prevent mistakes when connecting new pumps, tubing, and BIB boxes. Line marker decals have 5 decals per sheet: line marker, pump, rack and two Flojet end caps. Labels for all major soft drink and beer brands, Air, CO₂ Gas, Nitrogen, Carb Water, Soda Water, Water, and blank (create your own label) are available.

A complimentary Flavor Identification Label Packet is included with each new BIB rack! Each kit contains 10 line maker clips for the 3/8" BIB syrup inlet tubes, 1 line marker clip for the 1/4" braided CO₂ line and an assortment of 10 popular flavor label sheets.



Flavor label sheet sample



Line clamp

| Part Number | Marker Clip Size | Tubing Size |
|-------------|------------------|---|
| SM-4103 | Small | 1/4" poly tubing / 1/4" braided hose |
| SM-8304 | Medium | 3/8" poly tubing |
| SM-8301 | Large | 3/8" BIB tubing / 3/8" braided hose |
| SM-2102 | Extra large | 1/2" braided hose |

| Part # | Description | Part # | Description |
|--------|----------------------------|--------|----------------------------|
| FLS001 | 7UP | FLS047 | Mtn Dew Code Red |
| FLS002 | AIR | FLS048 | Mountain Dew Diet |
| FLS003 | Apple Juice | FLS049 | Mug Root Beer |
| FLS004 | Barq's Red Crème | FLS050 | Orange |
| FLS005 | Barq's Root Beer | FLS051 | Orange Diet |
| FLS006 | Birch Beer | FLS052 | Orange Juice |
| FLS007 | Blank | FLS053 | Orange Soda |
| FLS008 | Caf Free Diet Coke | FLS054 | Orange Soda Diet |
| FLS009 | Cherry | FLS055 | Peach |
| FLS010 | Cherry Coca-Cola | FLS056 | Pepsi |
| FLS011 | Cherry Coca-Cola Zero | FLS057 | Pepsi Caffeine Free Diet |
| FLS012 | Cherry Limeade | FLS058 | Pepsi Diet |
| FLS013 | Club Soda | FLS059 | Pepsi Wild Cherry |
| FLS014 | CO2 GAS | FLS060 | Pineapple |
| FLS015 | CO2 Water | FLS061 | Pink Grapefruit |
| FLS016 | Coca-Cola | FLS062 | Pink Lemonade |
| FLS017 | Cola | FLS063 | Powerade Fruit Punch |
| FLS018 | Cranberry | FLS064 | Powerade Lemon-Lime |
| FLS019 | Diet Coke | FLS065 | Powerade Mtn Blast |
| FLS020 | Diet Coke w/ Lime | FLS066 | Raspberry Ice Tea |
| FLS021 | Dr Pepper | FLS067 | RC Cola |
| FLS022 | Dr Pepper Diet | FLS068 | RC Cola Diet |
| FLS023 | Fresca | FLS069 | Root Beer |
| FLS024 | Fruit Punch | FLS070 | Root Beer Diet |
| FLS025 | Gatorade Cool Blue | FLS071 | Sierra Mist |
| FLS026 | Gatorade Fruit Punch | FLS072 | Sierra Mist Diet |
| FLS027 | Gatorade G2 Fruit Punch | FLS073 | Soda |
| FLS028 | Gatorade Lemon Lime | FLS074 | Soda Water |
| FLS029 | Gatorade Orange | FLS075 | Sprite |
| FLS030 | Gatorade Rain Cherry | FLS076 | Sprite Zero |
| FLS031 | Gingerale | FLS077 | Squirt |
| FLS032 | Grape | FLS078 | Squirt Ruby Red |
| FLS033 | Grapefruit | FLS079 | Strawberry |
| FLS034 | Green Tea | FLS080 | Tahitian Treat Fruit Punch |
| FLS035 | Hawaiian Punch | FLS081 | Tea |
| FLS036 | Kiwi Strawberry | FLS082 | Tea Lemon |
| FLS037 | Lemonade | FLS083 | Tea Unsweet |
| FLS038 | Lipt Brsk Joy Pch Gm Tea | FLS084 | Tonic |
| FLS039 | Lipt Brsk Lemon Iced Tea | FLS085 | Trop Fruit Punch |
| FLS040 | Lipton Brisk Lemonade | FLS086 | Trop Lemonade |
| FLS041 | Lipt Brsk Peach Iced Tea | FLS087 | Trop Lemonade Sugar Free |
| FLS042 | Lipt Brsk Rasp Iced Tea | FLS088 | Trop Pink Lemonade |
| FLS043 | Lipt Brsk Sweet Iced Tea | FLS089 | Trop Twister Orange Soda |
| FLS044 | Lipt Brsk Unsweet Iced Tea | FLS090 | Vanilla Coke |
| FLS044 | Tea | FLS091 | Vernors |
| FLS045 | Mello Yello | FLS092 | Vernors Diet |
| FLS046 | Mountain Dew | FLS093 | Water |

Encore BIB Connector

Encore is a single connector/fitment valve system that is easy to use, improves reliability, and will eliminate service calls related to using the wrong combination of connector (QCD, PCSS or PCS) and fitment (PCSS or DET) - 6 possible combinations.

Conversion to the Encore connector yields immediate benefits but the maximum benefits are realized when both the Encore connector and fitment are used.

Encore benefits:

- Selected as “best in class” connector/fitment system by U.S. customers and bottlers
- Customer friendly, ergonomic collar design
- Smooth and simple one step connection, no training required
- Features positive stop which provides a secure connection and eliminates potential to over torque or strip threads
- Triple seal design eliminates leak potential and no drips on disconnect
- Minimizes/eliminates connector driven service calls
- No negative impact to bag evacuation
- Seven year life expectancy
- Provides consistent full cap position on all filling equipment and eliminates high cap position (out of full cap)
- No need to modify filler equipment

Sold to
 Pepsi-Cola
 Bottlers only


Encore connector
Part # 33230



Encore fitment valve
Part # 33235



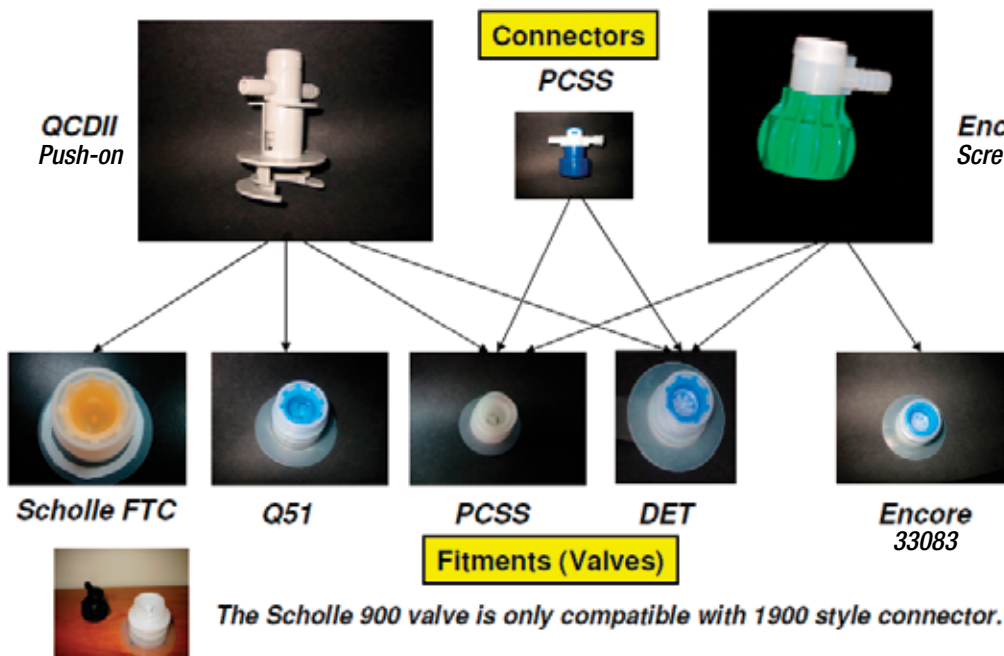
Encore connector
 and fitment valve
 cut-away



Encore connector
 and fitment valve
 cut-away



Connector/Fitment Compatibility Chart



- Note:**
- The Encore connector is only compatible with the DET and PCSS fitment. The Encore connector does not work with the Q51 or the Scholle FTC fitment
 - The QCD-II connector is compatible with the Q51, DET, PCSS and Scholle FTC fitments
 - The only connector that is compatible with Scholle 900 fitment is the Scholle 1900 style connector
 - The Encore fitment is only compatible with the Encore connector

BIB Connectors and Adapters

| Part Number | Application | Description |
|-------------|--------------|---|
| 17-0081 | General Bev. | Liqui-Box QCD-II connector |
| 28007 | General Bev. | Liqui-Box QCD-II poppet valve O-ring |
| 28009 | General Bev. | Liqui-Box QCD-II probe O-ring |
| 28011 | General Bev. | Liqui-Box QCD-II stem O-ring |
| 31041 | General Bev. | Liqui-Box barb cap (B30S2) |
| 33019 | General Bev. | Liqui-Box flush adapter |
| 33029 | General Bev. | Liqui-Box bag faucet |
| 1000228 | General Bev. | Tomlinson HFSR faucet |
| 1000019 | General Bev. | HFSR faucet |
| 33230 | Pepsi-Cola | Liqui-Box Pepsi Encore connector |
| 33235 | Pepsi-Cola | Liqui-Box Pepsi Encore fitment valve |
| 33085 | Pepsi-Cola | Liqui-Box Pepsi Encore sanitizing adapter |
| 0505009-01A | Pepsi-Cola | Raypak PCSS connector - old style |
| 0505015-01A | Pepsi-Cola | Raypak PCS connector - new style |
| 0505024-01A | Pepsi-Cola | Raypak Diet PCSS connector |
| 1137404 | Pepsi-Cola | Raypak PCS connector end cap |
| 82-1790 | Pepsi-Cola | Lancer BIB connector 3/8" green |
| 33084 | Coca-Cola | Coke sanitizing adapter |
| 82-0291 | Coca-Cola | Lancer BIB red screw-on connector, 3/8" |
| 28688 | Coca-Cola | Lancer sanitizing BIB adapter |
| 05-0249 | Coca-Cola | Lancer figal to BIB adapter |
| 17-0060 | Coca-Cola | Lancer depressurizer/vent |
| 20-1102-20 | Coca-Cola | BIB connector, 3/8 elbow, plastic, red |
| 20-1104-20 | Coca-Cola | BIB connector, SS 3/8 barb, red |
| 82-1788 | Coca-Cola | BIB connector 3/8 white |
| 82-2566 | Coca-Cola | BIB connector, 3/8, diet |
| 82-2911 | Coca-Cola | BIB connector, plastic, 3/8 yellow |
| 33231 | Dr. Pepper | Dr Pepper bag connector |
| 35057.0000 | Coffee | Connector, Scholle, #1910 3/16" |
| 35057.0001 | Coffee | Connector, Scholle, #1910 1/4" |
| 201184 | Wine | Scholle "T" connector |
| 202004 | Wine | Scholle "L" connector |
| 1000202 | Wine | Scholle HFSP faucet |
| 26860 | BevClean | Sanitizing adapter for BevClean to Coke connector |
| ABS-001 | Bag-In-Box | BIB evacuation kit |
| ABS-002 | Bag-In-Box | BIB evacuation assembly |



ABS-001



ABS-002

McCann's is a registered trademark of McCann's Engineering, a Manitowoc Company, Los Angeles, California.

Nexel is a registered trademark of Nexel Industries, Inc., Port Washington, New York.

Lancer is a registered trademark of Lancer Corporation, San Antonio, Texas.

Pepsi and Pepsi-Cola are registered trademarks of PepsiCo Inc., Purchase, New York.

Coca-Cola is a registered trademark of The Coca-Cola Company, Atlanta, Georgia.

Dr Pepper is a registered trademark of Dr Pepper/Seven Up, Inc., Plano, Texas.

Flomatic is a registered trademark of Manitowoc Foodservice, New Port Richey Florida.

Cornelius is a registered trademark of IMI Cornelius, Inc., Osseo, Minnesota, a subsidiary of IMI plc, Birmingham, England.

Wunder-Bar is a registered trademark of Automatic Bar Controls, Inc., Vacaville, California.

Taprite is a registered trademark of Taprite-Fassco Mfg., Inc., San Antonio, Texas.

Flojet is a registered trademark of ITT Industries, Foothill Ranch, California.

SHURflo is a registered trademark of SHURflo, LLC, Cypress, California.

QCD II and Encore are registered trademarks of Liqui-Box Corporation, a DuPont Company, Worthington, Ohio.

Raypak is a registered trademark of The Plastics Division of DS Smith Plastics LTD, London, United Kingdom.

Scholle is a registered trademark of Scholle Corporation, Irvine, California.

Schroeder is a registered trademark of Schroeder Industries, Inc., San Antonio, Texas.